

# 4<sup>TH</sup> ANNUAL CAPE COASTAL CONFERENCE



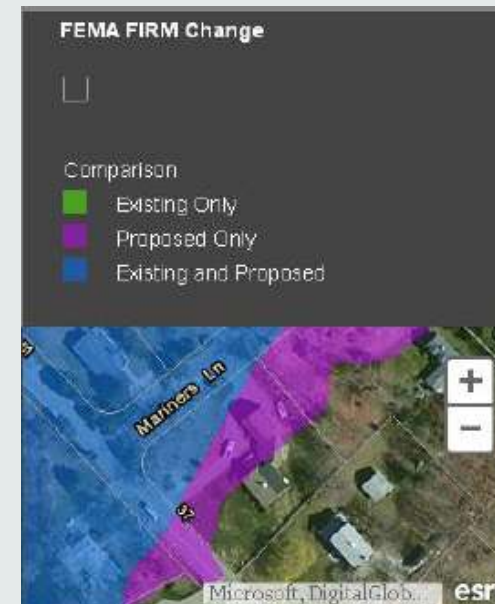

Flood Insurance and the Community Rating System: What's New?

Shannon Jarbeau, Cape Cod Cooperative Extension

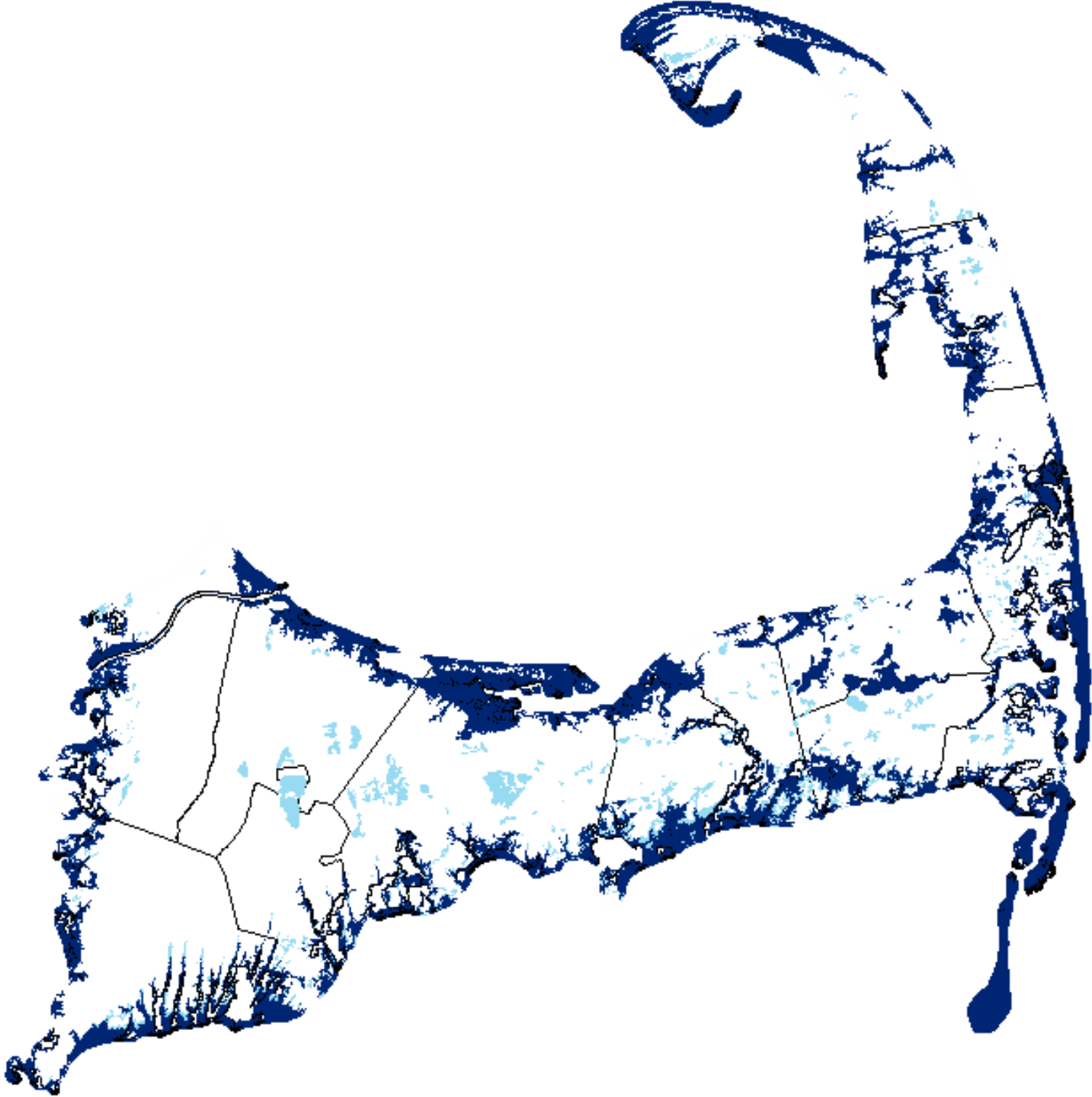


# Flood Insurance Review

- 2014: new maps with expanded floodplain
- National Flood Insurance Program reformed in 2012 and 2014
  - Second homes and businesses: rates increasing 25%
  - Primary homes (some exceptions): increasing no more than 18%
  - Structures just added to the floodplain: TBD
- Mandatory purchase requirement



Source:  
[http://cccommission.maps.arcgis.com/apps/Compare/storytelling\\_compare/index.html?appid=e16623f58d784cf585bb3e1946f42fae](http://cccommission.maps.arcgis.com/apps/Compare/storytelling_compare/index.html?appid=e16623f58d784cf585bb3e1946f42fae)



# Cape Cod Floodplains

High Risk (Special Flood Hazard Area) : dark blue

Moderate Risk: light blue

# Tips: Recent Issues with Flood Insurance

- Condos
  - Associations
  - Attached units – clear space, load bearing walls; non-SI conversion into condo
- Mortgage company vs. insurance company → parcel determination vs. structural determination



# The Community Rating System (CRS)

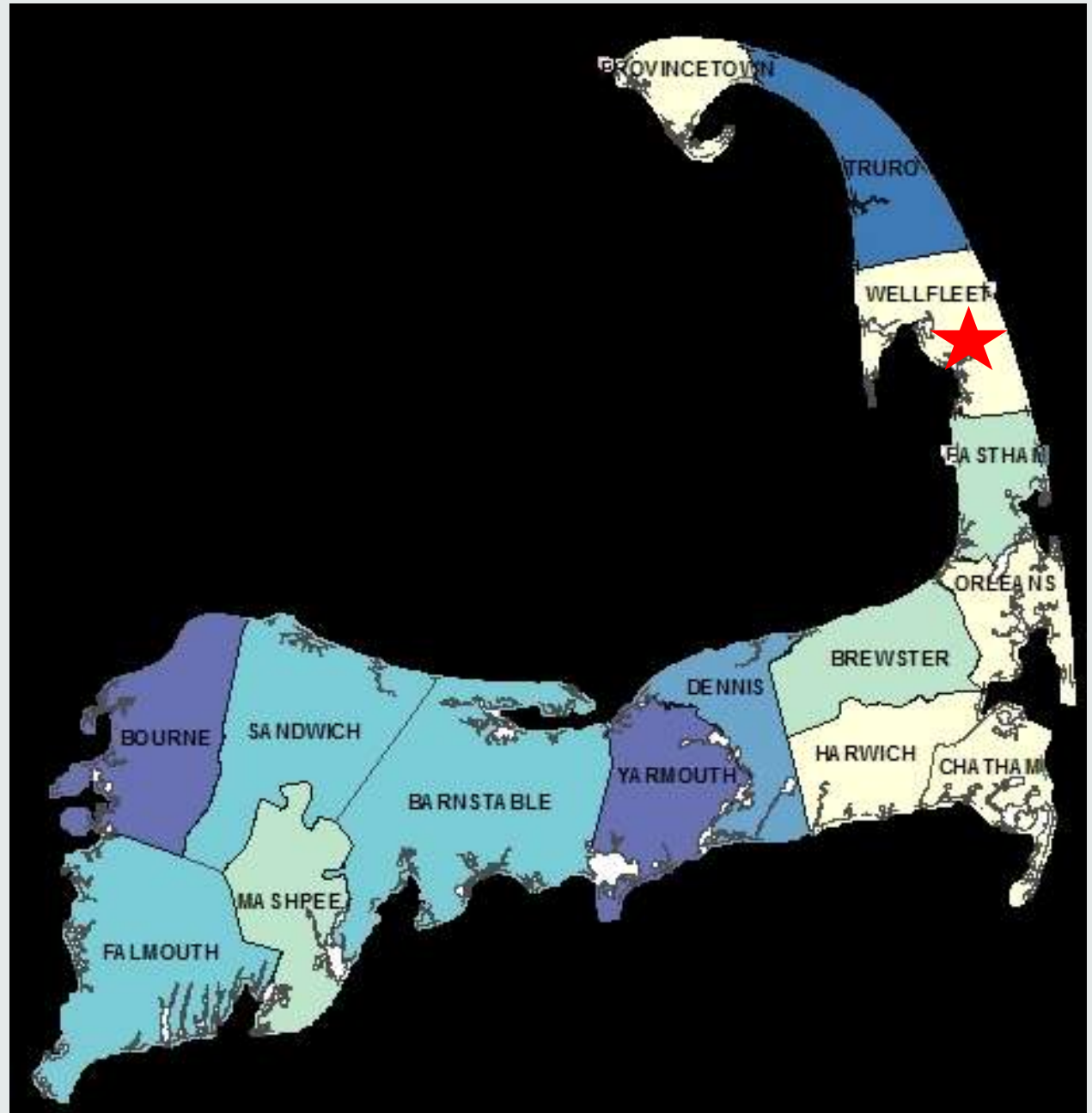
- Voluntary NFIP program that offers discounts on flood insurance in exchange for actions that reduce flood risk within a community
- Incentivizes resilience, alleviates increasing flood insurance costs, makes town and residents safer from flooding
- Municipalities participate in the program
- 10 Classes; 5% discount increments
- Point system



# CRS on Cape Cod

## Legend

- Current CRS Towns
- Application Submitted
- Application in Progress
- Ready to Begin Application
- Not in CRS Process





	Policies Receiving CRS Discount	SFHA Avg Premium	Current CRS Savings 2016	Projected CRS Savings 2017	Goal: Class 7 Savings
Barnstable	851	\$ 2,005	NA	NA	\$ 180,368
Bourne	1011	\$ 2,319	NA	NA	\$ 299,890
Brewster	40	\$ 2,761	NA	\$ 2,851	\$ 3,542
Chatham	319	\$ 1,891	\$ 37,603	\$ 37,603	\$ 52,922
Dennis	1314	\$ 1,720	NA	NA	\$ 171,731
Eastham	116	\$ 2,493	NA	\$ 15,416	\$ 22,272
Falmouth	2105	\$ 2,342	NA	NA	\$ 553,468
Harwich	620	\$ 1,423	\$ 54,854	\$ 54,854	\$ 78,336
Mashpee	511	\$ 1,826	NA	\$ 57,373	\$ 82,759
Orleans	137	\$ 2,217	\$ 10,154	\$ 18,622	\$ 25,228
Provincetown	1056	\$ 1,632	\$ 59,306	\$ 59,306	\$ 139,132
Sandwich	352	\$ 2,847	NA	NA	\$ 91,173
Truro	312	\$ 1,334	NA	NA	\$ 46,752
Wellfleet	164	\$ 2,161	NA	\$ 21,739	\$ 31,945
Yarmouth	1359	\$ 1,966	NA	NA	\$ 276,843
<b>Total</b>	<b>10,267</b>	<b>\$ 2,062</b>	<b>\$ 161,917</b>	<b>\$ 267,764</b>	<b>\$ 2,056,358</b>

# Town Actions that are Earning Discounts

- Elevation Certificates
- \*Map Information Service
- Outreach
  - High Water Mark Initiative
  - Sea Level Rise app
- \*Building codes
- \*GIS data use
- Drainage system maintenance (Mosquito Control)





# Open Space Preservation

Town	Discount
<i>Brewster</i>	7.3%
Chatham	4.8%
<i>Eastham</i>	5.5%
Harwich	7.2%
<i>Mashpee</i>	6.5%
Orleans	TBD
Provincetown	1.3%
Wellfleet	6.9%



# Next CRS Towns

- 5 Year Audit 2017
  - Orleans
- New applications (Fall 2017)
  - Brewster
  - Eastham
  - Mashpee
- New applications (Spring 2018)
  - Sandwich
  - Barnstable
  - Falmouth





# Questions?

[Shannon.Jarbeau@barnstablecounty.org](mailto:Shannon.Jarbeau@barnstablecounty.org)





# Additional Town Actions (Indirect Benefits)

- Improved knowledge and understanding of basic NFIP rules and regs
- Access to floodplain management resources (e.g. CRS User Group)
- 5 new CFMs; 11 more will take Friday exam
- Improved collaboration with towns/states off-Cape





# Flood Insurance and the Community Rating System: What's New?

Shannon Jarbeau, CFM

Cape Cod Cooperative Extension

December 7, 2016

Cape Coastal Conference